






## Profile of SNAP Households in 2017

The Supplemental Nutrition Assistance Program (SNAP) is the cornerstone of the Nation's nutrition assistance safety net. The program serves a broad spectrum of low income people as benefits are available to most people who meet the financial and non-financial requirements.

	<b>\$0.48 billion in SNAP issued that year</b>		<b>169,045 people on SNAP per month</b>		<b>84% participation rate</b>
---	--	---	---	---	-------------------------------

### HAWAII CONGRESSIONAL DISTRICT 2

**13%** of households receive SNAP

**\$28,343** median income of households on SNAP

**\$81,248** median income of households *not* on SNAP

Characteristic	Households Receiving SNAP	Households <i>not</i> Receiving SNAP
----------------	---------------------------	--------------------------------------

#### Households:

With one or more people 60 years and over	44.30%	50.10%
With child(ren) under 18 years	53.70%	32.20%
With disabled individual(s)	41.60%	22.40%
Below poverty level <sup>1</sup>	40.10%	7.90%

#### Race/Ethnicity

White	35.00%	44.40%
Black or African American	1.10%	1.80%
American Indian and Alaska Native	0.80%	0.30%
Asian	11.90%	27.50%
Native Hawaiian/Pacific Islander	25.00%	8.60%
Other Race	0.20%	1.60%
Hispanic or Latino (of any race)	12.80%	8.50%

#### Work Status

##### Families With:

No workers in the past 12 months	20.50%	14.80%
1 worker in the past 12 months	43.70%	28.90%
2 or more workers in the past 12 months	35.80%	56.30%

Sources: U.S. Census Bureau 2017 American Community Survey (ACS), using 115th Congressional District boundaries; USDA SNAP program data; and participation rates from Reaching Those in Need: Estimates of State SNAP Participation Rates in 2016. For more information on SNAP households see <https://www.fns.usda.gov/research-analysis>.

<sup>1</sup> The ACS bases poverty status on annual household income; SNAP eligibility is based on monthly income. Due to this difference in reference periods, poverty status in the ACS may differ from poverty status at the time of SNAP certification.