






## Profile of SNAP Households in 2017

The Supplemental Nutrition Assistance Program (SNAP) is the cornerstone of the Nation's nutrition assistance safety net. The program serves a broad spectrum of low income people as benefits are available to most people who meet the financial and non-financial requirements.

	<b>\$1.07 billion in SNAP issued that year</b>		<b>SOUTH CAROLINA</b> 719,977 people on SNAP per month		<b>80% participation rate</b>
---	--	---	---	---	-------------------------------

### SOUTH CAROLINA CONGRESSIONAL DISTRICT 3

**13%** of households receive SNAP

**\$20,035** median income of households on SNAP

**\$51,793** median income of households *not* on SNAP

Characteristic	Households Receiving SNAP	Households <i>not</i> Receiving SNAP
----------------	---------------------------	--------------------------------------

#### Households:

With one or more people 60 years and over	29.70%	46.10%
With child(ren) under 18 years	61.20%	25.70%
With disabled individual(s)	51.20%	32.00%
Below poverty level <sup>1</sup>	55.30%	11.20%

#### Race/Ethnicity

White	55.10%	82.30%
Black or African American	39.20%	15.20%
American Indian and Alaska Native	N/A	N/A
Asian	N/A	N/A
Native Hawaiian/Pacific Islander	N/A	N/A
Other Race	2.00%	1.00%
Hispanic or Latino (of any race)	4.60%	3.70%

#### Work Status

##### Families With:

No workers in the past 12 months	23.30%	20.10%
1 worker in the past 12 months	52.70%	31.40%
2 or more workers in the past 12 months	24.00%	48.50%

Sources: U.S. Census Bureau 2017 American Community Survey (ACS), using 115th Congressional District boundaries; USDA SNAP program data; and participation rates from Reaching Those in Need: Estimates of State SNAP Participation Rates in 2016. For more information on SNAP households see <https://www.fns.usda.gov/research-analysis>.

<sup>1</sup> The ACS bases poverty status on annual household income; SNAP eligibility is based on monthly income. Due to this difference in reference periods, poverty status in the ACS may differ from poverty status at the time of SNAP certification.