






## Profile of SNAP Households in 2017

The Supplemental Nutrition Assistance Program (SNAP) is the cornerstone of the Nation's nutrition assistance safety net. The program serves a broad spectrum of low income people as benefits are available to most people who meet the financial and non-financial requirements.

	<b>\$5.81 billion in SNAP issued that year</b>		<b>TEXAS</b> <b>3,921,278 people on SNAP per month</b>		<b>73% participation rate</b>
---	--	---	---	---	-------------------------------

**TEXAS CONGRESSIONAL DISTRICT 3**  
**3% of households receive SNAP**  
**\$32,429 median income of households on SNAP**  
**\$96,787 median income of households *not* on SNAP**

Characteristic	Households Receiving SNAP	Households <i>not</i> Receiving SNAP
----------------	---------------------------	--------------------------------------

**Households:**

With one or more people 60 years and over	27.50%	29.40%
With child(ren) under 18 years	63.60%	40.50%
With disabled individual(s)	48.10%	14.70%
Below poverty level <sup>1</sup>	36.50%	5.70%

**Race/Ethnicity**

White	50.20%	72.70%
Black or African American	34.10%	9.00%
American Indian and Alaska Native	2.00%	0.30%
Asian	7.70%	13.90%
Native Hawaiian/Pacific Islander	N/A	N/A
Other Race	4.90%	1.70%
Hispanic or Latino (of any race)	26.50%	10.90%

**Work Status**

**Families With:**

No workers in the past 12 months	12.70%	7.40%
1 worker in the past 12 months	44.50%	30.90%
2 or more workers in the past 12 months	42.70%	61.70%

Sources: U.S. Census Bureau 2017 American Community Survey (ACS), using 115th Congressional District boundaries; USDA SNAP program data; and participation rates from Reaching Those in Need: Estimates of State SNAP Participation Rates in 2016. For more information on SNAP households see <https://www.fns.usda.gov/research-analysis>.

<sup>1</sup> The ACS bases poverty status on annual household income; SNAP eligibility is based on monthly income. Due to this difference in reference periods, poverty status in the ACS may differ from poverty status at the time of SNAP certification.