






## Profile of SNAP Households in 2017

The Supplemental Nutrition Assistance Program (SNAP) is the cornerstone of the Nation's nutrition assistance safety net. The program serves a broad spectrum of low income people as benefits are available to most people who meet the financial and non-financial requirements.

	<b>\$5.81 billion in SNAP issued that year</b>		<b>TEXAS</b> 3,921,278 people on SNAP per month		<b>73% participation rate</b>
---	--	---	--	---	-------------------------------

**TEXAS CONGRESSIONAL DISTRICT 30**  
**18%** of households receive SNAP  
**\$23,511** median income of households on SNAP  
**\$55,617** median income of households *not* on SNAP

Characteristic	Households Receiving SNAP	Households <i>not</i> Receiving SNAP
----------------	---------------------------	--------------------------------------

Households:		
With one or more people 60 years and over	30.10%	30.90%
With child(ren) under 18 years	62.10%	29.60%
With disabled individual(s)	42.40%	21.80%
Below poverty level <sup>1</sup>	46.10%	12.50%

Race/Ethnicity		
----------------	--	--

White	25.80%	47.30%
Black or African American	67.30%	44.60%
American Indian and Alaska Native	N/A	N/A
Asian	1.80%	2.60%
Native Hawaiian/Pacific Islander	N/A	N/A
Other Race	3.60%	3.70%
Hispanic or Latino (of any race)	24.70%	27.40%

Work Status		
-------------	--	--

Families With:		
No workers in the past 12 months	23.20%	8.60%
1 worker in the past 12 months	44.50%	34.30%
2 or more workers in the past 12 months	32.30%	57.00%

Sources: U.S. Census Bureau 2017 American Community Survey (ACS), using 115th Congressional District boundaries; USDA SNAP program data; and participation rates from Reaching Those in Need: Estimates of State SNAP Participation Rates in 2016. For more information on SNAP households see <https://www.fns.usda.gov/research-analysis>.

<sup>1</sup> The ACS bases poverty status on annual household income; SNAP eligibility is based on monthly income. Due to this difference in reference periods, poverty status in the ACS may differ from poverty status at the time of SNAP certification.