






Profile of SNAP Households in 2017

The Supplemental Nutrition Assistance Program (SNAP) is the cornerstone of the Nation's nutrition assistance safety net. The program serves a broad spectrum of low income people as benefits are available to most people who meet the financial and non-financial requirements.

	\$5.81 billion in SNAP issued that year		TEXAS 3,921,278 people on SNAP per month		73% participation rate
---	--	---	---	---	-------------------------------

TEXAS CONGRESSIONAL DISTRICT 6
8% of households receive SNAP
\$34,439 median income of households on SNAP
\$69,671 median income of households *not* on SNAP

Characteristic	Households Receiving SNAP	Households <i>not</i> Receiving SNAP
----------------	---------------------------	--------------------------------------

Households:		
With one or more people 60 years and over	25.80%	34.30%
With child(ren) under 18 years	70.90%	35.50%
With disabled individual(s)	33.40%	22.80%
Below poverty level ¹	34.40%	7.10%

Race/Ethnicity		
----------------	--	--

White	57.60%	69.60%
Black or African American	26.80%	19.90%
American Indian and Alaska Native	N/A	N/A
Asian	3.50%	3.60%
Native Hawaiian/Pacific Islander	N/A	N/A
Other Race	7.60%	3.90%
Hispanic or Latino (of any race)	35.30%	16.90%

Work Status		
-------------	--	--

Families With:		
No workers in the past 12 months	11.70%	9.60%
1 worker in the past 12 months	44.40%	32.60%
2 or more workers in the past 12 months	43.80%	57.90%

Sources: U.S. Census Bureau 2017 American Community Survey (ACS), using 115th Congressional District boundaries; USDA SNAP program data; and participation rates from Reaching Those in Need: Estimates of State SNAP Participation Rates in 2016. For more information on SNAP households see <https://www.fns.usda.gov/research-analysis>.

¹ The ACS bases poverty status on annual household income; SNAP eligibility is based on monthly income. Due to this difference in reference periods, poverty status in the ACS may differ from poverty status at the time of SNAP certification.