






Profile of SNAP Households in 2017

The Supplemental Nutrition Assistance Program (SNAP) is the cornerstone of the Nation's nutrition assistance safety net. The program serves a broad spectrum of low income people as benefits are available to most people who meet the financial and non-financial requirements.

	\$5.81 billion in SNAP issued that year		TEXAS 3,921,278 people on SNAP per month		73% participation rate
---	--	---	---	---	-------------------------------

TEXAS CONGRESSIONAL DISTRICT 9
19% of households receive SNAP
\$26,271 median income of households on SNAP
\$54,309 median income of households *not* on SNAP

Characteristic	Households Receiving SNAP	Households <i>not</i> Receiving SNAP
----------------	---------------------------	--------------------------------------

Households:		
With one or more people 60 years and over	31.20%	30.50%
With child(ren) under 18 years	59.50%	32.60%
With disabled individual(s)	33.70%	16.50%
Below poverty level ¹	41.70%	11.50%

Race/Ethnicity		
-----------------------	--	--

White	34.80%	38.00%
Black or African American	44.60%	39.40%
American Indian and Alaska Native	0.90%	0.30%
Asian	8.80%	11.80%
Native Hawaiian/Pacific Islander	N/A	N/A
Other Race	9.80%	8.30%
Hispanic or Latino (of any race)	39.60%	32.00%

Work Status		
--------------------	--	--

Families With:		
No workers in the past 12 months	17.50%	8.20%
1 worker in the past 12 months	53.50%	33.80%
2 or more workers in the past 12 months	29.00%	58.00%

Sources: U.S. Census Bureau 2017 American Community Survey (ACS), using 115th Congressional District boundaries; USDA SNAP program data; and participation rates from Reaching Those in Need: Estimates of State SNAP Participation Rates in 2016. For more information on SNAP households see <https://www.fns.usda.gov/research-analysis>.
¹ The ACS bases poverty status on annual household income; SNAP eligibility is based on monthly income. Due to this difference in reference periods, poverty status in the ACS may differ from poverty status at the time of SNAP certification.