






## Profile of SNAP Households in 2017

The Supplemental Nutrition Assistance Program (SNAP) is the cornerstone of the Nation's nutrition assistance safety net. The program serves a broad spectrum of low income people as benefits are available to most people who meet the financial and non-financial requirements.

	<b>\$1.12 billion in SNAP issued that year</b>		<b>VIRGINIA</b> 775,548 people on SNAP per month		<b>75% participation rate</b>
---	--	---	---	---	-------------------------------

**VIRGINIA CONGRESSIONAL DISTRICT 5**  
**9% of households receive SNAP**  
**\$17,423 median income of households on SNAP**  
**\$59,443 median income of households *not* on SNAP**

Characteristic	Households Receiving SNAP	Households <i>not</i> Receiving SNAP
----------------	---------------------------	--------------------------------------

Households:		
With one or more people 60 years and over	29.50%	48.00%
With child(ren) under 18 years	46.90%	23.60%
With disabled individual(s)	45.40%	27.40%
Below poverty level <sup>1</sup>	57.30%	8.30%

Race/Ethnicity		
----------------	--	--

White	53.80%	81.60%
Black or African American	40.30%	14.70%
American Indian and Alaska Native	N/A	N/A
Asian	1.00%	1.00%
Native Hawaiian/Pacific Islander	N/A	N/A
Other Race	N/A	N/A
Hispanic or Latino (of any race)	2.60%	2.20%

Work Status		
-------------	--	--

Families With:		
No workers in the past 12 months	25.60%	18.80%
1 worker in the past 12 months	49.70%	30.40%
2 or more workers in the past 12 months	24.70%	50.80%

Sources: U.S. Census Bureau 2017 American Community Survey (ACS), using 115th Congressional District boundaries; USDA SNAP program data; and participation rates from Reaching Those in Need: Estimates of State SNAP Participation Rates in 2016. For more information on SNAP households see <https://www.fns.usda.gov/research-analysis>.

<sup>1</sup> The ACS bases poverty status on annual household income; SNAP eligibility is based on monthly income. Due to this difference in reference periods, poverty status in the ACS may differ from poverty status at the time of SNAP certification.